



Ready to Learn  
Behaviour Policy  
The Axholme Academy  
Autumn 2025  
Review date: Autumn 2026

## Ready to Learn

The Axholme Academy has **Disruption Free** lessons and our students are **Ready to Learn**. Our classrooms are spaces where learning can always take place because our policy is clear - students are either **Ready to Learn** or they are not. Three universal principles underpin our approach:

- 1.) Every student has the right to learn without disruption.
- 2.) Every teacher has the right to teach without disruption.
- 3.) Students are either Ready to Learn or they are not.

We don't give out multiple warnings in each lesson to each student because the classroom is a place where students are either **Ready to Learn** or they are not.

## Our Philosophy

Our behaviour is our choice. We don't allow students who choose to cause disruption to remain in our classrooms. Following a single warning, students will be removed from the lesson and placed in another classroom on a cool spot. If their behaviour choices do not improve in the cool spot classroom, a member of the RtL or SLT team will escort them to the Reflection Room.

## Our Planning for Learning - Special Educational Needs and Pastoral Support

We recognise that our ~~binary~~ approach sets incredibly high standards for our learners. We recognise also that a combination of environmental factors and student needs can make these standards seem unreachable for some learners. For this reason, as an Academy, we plan fastidiously for those learners either in the form of **SEN Pen Portraits** or in the form of **Pastoral Support Plans (PSPs)**. Both are regularly reviewed. Parents can contact the SENDCo or the RtL/AtL team to discuss the need for planning.

Please see our **Able to Learn Policy** for more detail around our preparations for students.

## Our Expectations

### ***During lessons we expect all students to:***

1. Arrive on time and with the correct equipment
2. Arrive ready to learn with a 'can do' Ready to Learn attitude
3. Listen to others and follow instructions at all times
4. Take responsibility for yourself and cooperate with others
5. Learn to the best of your ability
6. Respect others, resources and the environment
7. Be kind, positive and polite
8. Use strategies to move your learning forward

### ***At all other times we expect students to:***

1. Stay safe
2. Follow school dress code & wear uniform correctly
3. Use appropriate language
4. Be in the right places at the right times
5. Not display anti-social behaviour
6. Display generous and polite positivity towards other students and staff

## Our Non-Negotiables

### 1) Always be respectful to each other and the school environment

**Expectation** - Be respectful and reasonable towards other students and adults at all times. Treat others how you want to be treated. Take responsibility for keeping the school environment safe and clean.

**Support** - Adults demonstrate this to students and let them know when they are being disrespectful. Our language is always underpinned by our empathetic approach - we expect the same of our students.

**Consequence** - R3 for swearing at or opening secure exits without permission, vandalism and blatant littering. The RtL/AtL team will issue this after speaking with staff.

### 2) Wear appropriate school uniform as described on the academy website

**Expectation** - Trousers should be plain black and loose fitting. Skirts should be the standard Academy blue plaid and worn at knee length. Jewellery: only one small pair of round stud earrings worn on the ear lobe, no more than one earring in each ear and no other jewellery is allowed. Only Academy badges worn on blazers, ties or bags. Blazers are worn at all times around the site except when the whole Academy is directed by the Principal in hot weather. Coats are never worn in the building.

**Support** - Clean replacement trousers /skirts are available. Expectations are made clear to all students, please ask an adult if you are unsure.

**Consequence** - Reflection until acceptable uniform, and jewellery is being worn. No fake tan. Jewellery and make-up confiscated and returned at the end of the school day. Coats are confiscated and returned at the end of the school day.

### 3) Use mobile phones only when given permission

**Expectation** - The use of mobile phones is prohibited in school at all times except when directed to learning by a teacher during lessons. This applies when leaving the school site and if we discover that a phone has been used without permission e.g. via a parent contacting school.

**Support** - Phones can be handed in at reception in the morning and collected at the end of the school day.

**Consequence** - Phone confiscated and returned at the end of the school day once per term. Phones will be kept for two weeks or returned to a parent/carer if confiscated again during that term. An R2 Detention should be issued for inappropriate phone use.

### 4) Complete all Classwork and ILTs to an acceptable standard

**Expectation** - ILT completed and submitted by the deadline set.

**Support** - Students attend the Room for Improvement to get caught up

**Consequence** - Failure to attend the lunchtime Room for Improvement will roll over to a Friday after school detention to get caught up.

### 5) Have the correct learning equipment

**Expectation** - equipment must be carried in a school bag and consist of:

- Pencil case (inc. black / blue pen, green pen, pencil, whiteboard marker and a ruler)
- Independent Learning file (inc. Reflection journal [inc. timetable], post RPA topic lists)
- Reading book (KS3 only)

**Support** - replacement items (school bag, pencil case [inc. equipment set], Independent Learning file) will be issued and added to the student's ParentPay account at cost price. Reading book loans from the school library. Short term equipment loans will be issued at the school's discretion.

**Consequence** - students are unable to attend lessons unless they are fully equipped for learning. R2 issued on each occasion that equipment is missing. Students with an outstanding ParentPay balance for replaced equipment are ineligible for reward activities, enrichment activities or any other paid activities.

## Our Binary-Classroom Pathway - Ready to Learn Consequences

Every student has the right to learn without disruption. Every teacher has the right to teach without disruption. Students are either in lessons learning or they are not. Indicators that a student is not Ready to Learn may include disruptive behaviour, non-compliance, resistance to work or anti-social choices. Our pathway applies to our classrooms but can equally be applied to the conduct of students outside of our lessons. Our expectations always apply to our students.



R1

### **R1: Warning**

- This is a warning that a student's behaviour suggests they are not Ready to Learn.

R2

### **R2: Not Ready to Learn. Removal from Lesson to Cool Spot classroom (- 4 Points)**

- Sent home via SIMS App (if not escalated further)
- Student remains in the Cool Spot until at least their next lesson.
- If an incident is more serious, the RtL Team or Senior Leadership team determines whether a student should progress to R3, R4 or R5.
- Student attends an R2 Cool Spot lunchtime detention.

R3

### **R3: Removal to the Reflection Room. Remain in Reflection for the rest of the lesson and for a further 5 periods (-6 points)**

- Sent home via SIMS App (if not escalated further)
- An R3 is given for eg swearing at or prejudice, blatant littering, vandalism, lesson truancy and other high level behaviours.
- An investigation may need to take place to determine whether R3 is adequate or to escalate to R4 / R5.
- Failure of R2 cool spot will result in an R3

R4

### **R4: Internal Suspension for a fixed period (-10 points)**

- For serious breaches or escalation from R3.
- Contact home made by phone as soon as possible followed by a Formal Letter.
- Senior Leadership will decide whether suspension is to our Reflection Room or to another school.
- Reflection time may be deferred to facilitate parental engagement without removal from lessons.
- A readmission meeting will take place to assess whether the student is now Ready to Learn. Meeting outcomes logged and held in student's file.

R5

### **R5: External Suspension for a fixed period (-10 points)**

- For the most serious breaches or escalation from R4.
- Contact home made by phone as soon as possible followed by a Formal Letter.
- Principal to decide whether to suspend to another school or at home
- A readmission meeting will take place to assess whether the student is now Ready to Learn. Meeting outcomes logged and held in student's file.

*NB: An accumulation of low level behaviours may be escalated due to the cumulative impact on our Academy's readiness to learn.*

## **Our Reports - Demonstrating Readiness to Learn Beyond Expectations**

Students who are persistently not Ready to Learn will be monitored and supported by a Report Card. There are three - Green to Form Tutor, Amber to the RtL Team and Red to a Senior Leader. Parents should be made aware by staff that their child is on report. This should take place within 24 hours.

Each report will have between two and three targets per lesson. These are typically a mixture of behavioural and learning targets. A report is failed when they fail to comply with any single target on three occasions - this can happen in a single lesson. A tick is given for a completed target by the subject teacher. A cross for a failed target. The teacher signs these off.

All reports must be signed each night by parents / carers. Failure to do so will count as an additional cross. If parents are unable to sign for any reason they must contact the staff responsible for the report to let them know. In the case of Amber and Red Reports, it is the students responsibility to find the member of staff. Only the RtL Team can sign an Amber and only another Senior Leader can sign a Red Report.

If a student fails a Green report they are placed on an Amber report to the RtL Team for 1 week or until it is failed. Once failed, the student will progress to the higher level of report the same day. If a student fails an Amber report they are issued a R3, spend a day in Reflection then if not given the opportunity to repeat Amber this may be escalated to Red report to SLT for 1 week or until it is failed.

If a student fails to meet their Red report targets, they will be issued with a R3 or a R4. A Red report will then be re-issued for another week.

If a student is issued with a R4 for failing a report, their parents will be expected to attend prior to readmission as standard (See above). They will only begin Red report again once this has taken place. They may remain in Reflection until this takes place.

If a student passes a Red report to SLT they are then asked to move back down to Amber to the RtL team and then if passed onto Green to Form Tutor until off report. Each of these reports should last a further week.

Students placed on Red Report on more than one occasion may have a behaviour review meeting or be invited to a Review Panel.

Our Report system works because it has, at its cornerstone, our partnership with parents. We ask parents not to be passive observers but participant in the focus on their child's Readiness for Learning. We seek, through the report process, rapid and meaningful intervention in Disruption Free Learning in our Ready to Learn Academy.

## Our Reflection Room

The Reflection Room provides a safe environment where students complete work without disrupting the progress of other students and **Restorative** support from trained colleagues. Our Reflection Room is not an Isolation Room - it has front facing desks and is staffed by a member of the RtL Team. Students complete work but they do so in absolute silence.

When in the Reflection Room:

- Students eat their packed lunch or grab bag only.
- Students hand in phones throughout time here
- Breaks are taken at different times to the rest of the school.
- Students should complete work as instructed.

Our approach also applies to our Reflection Room. Students choosing to disrupt will be warned and then escalated to the next R level for further disruptions.

## After School Detentions

After school detentions are held in school between 3pm and 4pm every Tuesday, Wednesday and Thursday for students accumulating more than three coolspots in a single week. For every three coolspots a student receives an after school detention will be issued, so if a child receives six coolspots in a week they will be expected to attend a Tuesday and Wednesday night detention.

After school detentions function as below:

- Parents are notified via text message to the registered mobile phone number with at least 24 hours' notice.
- Students are emailed on the morning of the detention at the latest.
- It is a student's responsibility to be punctual and well behaved in the detention room.
- The students are welcome to use the period 6 bus after serving an after school detention assuming they live on the route, but ultimately it is the parents' / carers' responsibility to make any necessary transport arrangements.
- Authorised absence on the day of an detention results in a rollover to the next available after school detention. Continued authorised absences on the day of an afterschool detention may result in a deferred R4 being issued.
- Unauthorised absence or failure of an after school detention may result in a deferred R4 being issued.

### **DfE guidance on detentions states that:**

- Teachers have a legal power to put students (aged under 18) in detention.
- Schools must make clear to students and parents that they use detention (including detention outside of school hours) as a sanction. Where detention is outside school hours they must give parents 24 hours notice, in writing. They do not have to give 24 hours notice for a lunchtime detention.
- The times outside normal school hours when detention can be given (the 'permitted day of detention') include:
  - o any school day where the student does not have permission to be absent;
  - o weekends - except the weekend preceding or following the half term break;
  - o non-teaching days – usually referred to as 'training days', 'INSET days' or 'non-contact days'.
- The head teacher can decide which members of staff can put students in detention.

**Matters schools should consider when imposing detentions**

- Parental consent is not required for detentions.
- The school must act reasonably when imposing a detention as with any disciplinary penalty. In addition, when deciding the timing, the teacher should consider whether suitable travel arrangements can be made by the parent for the student. It does not matter if making these arrangements is inconvenient.

**Our Uniform Expectations****NB: Students of any gender may wear either uniform**

<b>Girls</b>	<b>Boys</b>
Black blazer embroidered with Academy Logo on pocket. Worn at all times around campus except when the whole Academy is directed by the Principal in hot weather. Coats are never worn in the building.	
White blouse/shirt with collar (Long or short-sleeved)	White shirt with collar (long or short sleeved)
Clip on Academy tie / Alternative ties may be worn for KS4 ready students / <del>Prefects</del> as directed.	
Plain black, loose fitting, formal school trousers (zipped pockets are not permitted) Ankles must specifically be loose in fit. or Standard Academy blue plaid skirt worn at knee length	Plain black, loose fitting, formal school trousers (zipped pockets are not permitted). or Standard Academy uniform shorts (not PE shorts)
Plain, strong, sensible, full black shoes (no boots or trainers) with no embellished brand logos	
Black or nude plain tights, black or white ankle socks or bare legs	Black socks
Optional Items	
Only Academy Jumper or cardigan with logo and royal blue stripe to be worn under the blazer	
Tailored shorts Plain black tailored, professional looking Axholme Academy shorts. These must be purchased from Uniform Direct . No other shorts are permitted. School shoes must be worn with shorts and socks worn with shorts should be plain (Black, Grey, White). No 'trainer' socks are allowed	
Plain black belt	
NO HOODIES/FASHION ITEMS TO BE WORN WITH UNIFORM	

**The Axholme Academy PE Kit****Essential items:**

- The Axholme Academy black/white polo shirt

- The Axholme Academy black shorts
- Black football socks
- Trainers (no pumps such as vans/converse etc)

**Additional items to accompany our PE kit:**

- The Axholme Academy black sweatshirt.
- The Axholme Academy black/white 1/4 zip jumper.
- The Axholme Academy raincoat.
- Football boots (moulded rubber studs)

*Leggings/skins\* not permitted*

*\* except in very cold weather at your Physical Education teacher's discretion.*

**Not being RtL in PE**


If a student forgets an item of their PE kit (R1 PE Kit) - they are expected to borrow kit and participate as normal.

If a student refuses to borrow a kit (R2 Coolspot) - they will support another PE class with a role given by that member of staff.

**Medical exemptions** - The PE department should be in receipt of an email, call or note **before** the lesson to clarify the reason for being excused.

**Students need to bring their kit and change as normal to play an adapted role in lessons - this is non negotiable.**

## GUIDANCE ON SKIRTS AND TROUSERS



**Academy Skirt should be worn no shorter than knee length**

**GUIDANCE ON WHAT IS A HOODY AND WHAT IS A JACKET?**



**Hoody**



**Hoody**



**Waterproof material - Jacket**






**Waterproof hooded jacket**

## Hair, Make-up and Jewellery

### Hair / Headwear

No extreme styles or colours (natural colours only) - avoid entirely: Shaved haircuts (inc. mid & high fades), undercuts, shaven lines / shapes and two tone colours. Please be aware that each of these styles are deemed extreme and we politely request that students do not wear these hairstyles during term time.

Please avoid	Please avoid	OK
		
Undercut	Shaved (mid / high fade)	Tapered / low fade

**Please contact the school beforehand if you are in any doubt as to whether a particular hairstyle is deemed extreme or hair colour is deemed unnatural.**

Students found to have an extreme hairstyle or unnatural colour will spend time in the Reflection room until a timeframe for resolving the matter is agreed with parents/carers. Failure to reach a resolution within a reasonable timeframe may result in a lengthy period of time spent in the Reflection room.

We don't allow hats, caps, bandanas or sweatbands except woolly, warm hats for sake of warmth on the journey on cold days. We don't allow hoods up onsite or coats worn inside except at the discretion of the Principal.

### Make-up

No make-up (apart from a small amount of natural cover up make-up), nail varnish or false nails are allowed for Key Stage 3 students. KS4 students can wear cover-up, foundation, mascara and/or blusher but no nail varnish and no false nails. Fake tan and false eyelashes are entirely not allowed.

### Jewellery

Jewellery is considered to be unsuitable for school and the school does not accept any responsibility for any such items, including watches etc. However, the following may be

worn: One pair of small studs, one per ear lobe; Digital, analogue or smart watches - Smart watches can be worn but must not be used to interact with a mobile device in school. All jewellery must be removed for activity lessons; Students found to be wearing any prohibited item will be requested to remove the item(s). Jewellery will be confiscated and returned at the end of the school day.

**Behaviour outside of lessons**

**In the red zones – out of bounds areas**

Students are directed to where they should be at break and lunchtimes. Staff should notify the RtL team about students who refuse or are persistently where they should not be at break and lunch times. An R2 or R3 should be issued.

**Dealing with anti-social behaviour**

If a group of students persistently display anti-social behaviour outside of lessons a fixed term Reflection schedule will be used to prevent anti-social behaviour from continuing.

Groups of students congregating in inappropriate areas (e.g. toilets) may be suspected of antisocial behaviour and / or vaping. In these circumstances parents will be notified of our suspicions without consequences being applied.

**Dealing with social media incidents**

Social media incidents are consequenced by the Academy if they take place:

- on school premises
- whilst on a school trip or visit
- whilst students involved are representing the Academy
- whilst students involved are being transported to or from the Academy

Social media incidents taking place outside of school are addressed as below:

- Parents and/or carers are advised about agencies they can report an incident to
- Mediation between students will be offered if appropriate
- Students will be educated about the risks associated with their use of social media
- Students will be advised about how to prevent the issue from becoming a school matter

**Smoking or Vapes**

Every offence	<ul style="list-style-type: none"> <li>● Smoking / Vaping equipment confiscated</li> <li>● R3, R4 or R5 depending on context and previous offences</li> <li>● Letter sent home</li> <li>● Smoking cessation offered</li> </ul>
---------------	--

**Lateness to school**

We expect our students to demonstrate their readiness to learn by arriving at school no later than 8.25 am. Students who arrive later than this time with or without a parental excuse will be issued with a R1 in the first instance that term. In the second instance of the school term and every subsequent instance, the students will be issued with a R2 and a lunchtime detention.

**Lateness to lessons**

If a teacher elects that a student has arrived late to their lesson without a genuine reason they will issue a R2. We have a small site and lateness is unnecessary and not conducive to

learning. The teacher may choose to keep the student in the lesson following lateness but the detention should still be completed.

### **Food and Drink**

Food and sweets can not be openly carried or eaten inside the school building (except for in the diner or when going outside via the hall).

Only water can be openly carried or consumed inside the school building / in classrooms and this must be in a reusable, sustainable water bottle (except for in the diner or when going outside via the hall).

Food, sweets and drinks will be confiscated from any student who chooses to ignore this polite request.

Fizzy drinks, energy drinks and chewing gum are strictly prohibited. Water bottles must be filled at break and lunch times.

### **Mobile phones and other electronic devices**

Teachers can allow mobile phones to be used in lessons by students for an appropriate learning activity. The use of mobile phones is prohibited in school at all other times.

If a student's phone is seen or used during prohibited times it will be confiscated and returned at the end of the school day once per term and an R2 detention issued. Phones will otherwise be kept for 2 weeks or returned to a parent/carer if confiscated again during that term.

Although smart watches can be worn in school they must not be used to interact with a mobile device.

### **Misuse of ICT**

The Academy has a clear Acceptable Use Policy and eSafety Rules. Students are not allowed unsupervised use of mobile technology in school. This serves to restrict students' access to the internet via 3G and 4G only when permission is given and supervised by an adult.

When our monitoring and filtering identify that a student has not adhered to our Acceptable Use Policy and eSafety rules, consequences will be applied proportionate to the level of risk posed or amount of damage caused.

### **Bullying**

The Academy is committed to addressing all bullying in any form. Please see our Anti-bullying policy for the specifics of our approach.

## Acceptable Use Policy and eSafety Rules

### **As a student, I will:**

- ✓ Only use ICT systems in school, including the internet, email, digital video, mobile technologies etc, for school purposes.
- ✓ Treat all school technologies with the utmost respect and will report any damage or acts of vandalism to a teacher immediately.
- ✓ Ensure that my online activity, both in school and outside school, will not cause my school, the staff, students or others distress or bring them into disrepute.
- ✓ Only log on to the school network/learning platform with my own user name and password.
- ✓ Follow the school's ICT security procedures and not reveal my passwords to anyone and change them regularly.
- ✓ Be responsible for my behaviour when using the Internet. This includes resources I access and the language I use.
- ✓ Only capture, store or use images of students or staff for school purposes in line with school policy and not print or distribute them outside the school network without permission from a teacher.
- ✓ Respect the privacy and ownership of others' work online at all times.
- ✓ Report any incident that breaches the Acceptable Use Policy rules immediately to a teacher or a member of the ICT technical support staff.

### **I will not:**

- ✓ Use any communications device, whether school provided or personally owned, for the bullying or harassment of others.
- ✓ Download or install software on school technologies.
- ✓ Deliberately browse, download, upload or forward material that could be considered inappropriate, offensive or illegal.
- ✓ Give my home address, phone number, send a photograph or video, or give any other personal information that could be used to identify me, my family, my friends or other students, unless my teacher has given permission.
- ✓ Arrange to meet someone I have only ever previously met on the Internet or by email or in a chat room, unless my parent/carer or teacher has given me permission and I take a responsible adult with me.
- ✓ Print documents unnecessarily or wastefully.
- ✓ Store any unnecessary images, videos or other media files in my user area or elsewhere on the school network.
- ✓ Attempt to bypass the internet filtering system or network monitoring software.

### **I understand that:**

- ✓ Printing is a privilege and that if I am wasteful, my print credits may be reduced or withdrawn.
- ✓ My use of the Internet and other related technologies are continuously monitored and logged and can be made available to my teachers and parents/carers at any time.
- ✓ I can go to [www.thinkuknow.co.uk](http://www.thinkuknow.co.uk) to find help about eSafety related issues.
- ✓ These rules are designed to keep me safe and that if they are not followed, school sanctions will be applied and my parent/carer may be contacted.

## Confiscating items

DfE guidance on confiscating inappropriate items states that:

- There are two sets of legal provisions which enable school staff to confiscate items from students:
  - The **general power to discipline** enables a member of staff to confiscate, retain or dispose of a student's property as a punishment and protects them from liability for damage to, or loss of, any confiscated items.
  - **Power to search without consent "prohibited items"** knives and weapons alcohol, illegal drugs, stolen items, tobacco and cigarette papers, fireworks, pornographic images, any article that has been or is likely to be used to commit an offence, cause personal injury or damage to property, any item banned by the Academy rules which has been identified in the rules as an item which may be searched for.
- All items listed or implied above are banned from any school site, trip or visit.
- Items listed in this policy as banned or prohibited from misuse.
- Weapons and knives will be confiscated and reported to the police.
- Items that could cause physical harm (such as scissors and laser pens) will be confiscated. The consequence for bringing banned items into school is proportionate to the potential danger posed.
- More detailed advice on confiscation is provided in 'Screening, Searching and Confiscation – guidance for school leaders, staff and governing bodies'.

## Refusing Confiscation

When the Academy requests that something is confiscated or handed in - it is often the underlying behaviour which concerns us as much as the item itself. Students cannot simply refuse to comply. This applies to non-uniform, jewellery, phones etc. willingly brought onto or misused on our Academy site. - in such instances the Academy will insist that it is handed in the following day and may suspend the commencement of sanction in the interim whilst the student remains in the Reflection Room. It is the responsibility of students to comply with our expectations and include themselves in our culture.

## The power to use reasonable force

DfE states that schools can use reasonable force to prevent students committing an offence, injuring themselves or others, or damaging property, and to maintain good order and discipline in the classroom. Separate advice is available in 'Use of Reasonable Force – guidance for school leaders, staff and governing bodies'. **See our Positive Behaviour Handling Policy.**

## The power to discipline beyond the Academy gates

Staff will investigate and discipline students as appropriate for non-criminal bad behaviour and bullying which occurs anywhere off the Academy premises: When the child is:

- Taking part in any school-organised or Academy-related activity or
- Travelling to and from the Academy or
- Wearing the school uniform or
- Partaking in or creating problems via social media

Or misbehaviour at anytime that:

- Poses a threat to another student
- Could have repercussions for the orderly running of the Academy or
- Affect learning of students at the Academy or
- Could adversely affect the reputation of the Academy.

## Reasonable Adjustments for students with Special Educational Needs

A reasonable adjustment does not mean that we lower our expectations of a student's behaviour. It means that some students need additional support to ensure that they meet our high expectations. The Axholme Academy may, in line with the requirements of Equality Act 2010, make reasonable adjustments for students with Special Educational Needs and Disabilities in relation to this policy where it is deemed appropriate. Any reasonable adjustment will be documented within a student's SEN Pen Portrait.

### **Sexually Inappropriate Behaviours / Harassment / Abuse**

The Axholme Academy defines 'peer-on-peer' sexual abuse as follows:

- sexual violence, such as rape, assault by penetration and sexual assault
- sexual harassment, such as sexual comments, remarks, jokes and online sexual harassment, which may be stand-alone or part of a broader pattern of abuse
- upskirting, which typically involves taking a picture under a person's clothing without them knowing, with the intention of viewing their genitals or buttocks to obtain sexual gratification, or to cause the victim humiliation, distress or alarm
- sexting (also known as 'youth-produced sexual imagery')
- receiving unsolicited explicit photographs or videos, for example 'dick pics'
- sending, or being pressured to send, nude and semi-nude photographs or videos ('nudes')
- being sent or shown solicited or unsolicited online explicit material, such as pornographic videos
- Typical platforms for sharing material between peers tends to be WhatsApp or Snapchat.

The Academy doesn't hesitate to refer parents to the Police and Safeguarding agency partners in supporting with such incidents outside school and is fully compliant with and supportive of Officers who investigate such incidents. We don't hesitate to refer to the Police and Safeguarding partners directly and to use all of the sanctions within our Ready to Learn Behaviour Policy including suspension when such incidents occur upon our site or with effect within our cohort.

Please see our Safeguarding Policy for more detail.

### **Sexually Inappropriate Behaviours / Harassment / Abuse - Support**

The Axholme Academy completes significant work on the topic with your children within Tutor Time, CS Lessons, In-school Signposting and Pastoral Interventions but we also recognise that we cannot complete this work without the support of you - our parents. Our most valuable partners in Safeguarding.

The UK Children's Commissioner has strong resources aimed at parents and carers about online sexual harassment and how they can support children and young people to stay safe online. The guide includes a list of additional resources and sources of support and covers issues, such as sexting, peer pressure and body image.

The key message is the importance of talking early and talking often to your child. Create the culture before the crisis. Please take the time to take a look. Please don't hesitate to contact your child's Head of Year if you are concerned about this topic or wish further support.

[Talking to your child about online sexual harassment: A guide for parents | Children's Commissioner for England \(childrenscommissioner.gov.uk\)](https://www.childrenscommissioner.gov.uk/talking-to-your-child-about-online-sexual-harassment-a-guide-for-parents/)

## Online Learning

All students should continue to adhere to the principles outlined in the Behaviour Policy. In particular, students should be mindful of the following:

- 1. You should be respectful and kind to all and compliant for those in authority.*
- 2. You should be safe, responsible and courteous at all times.*

Therefore, when interacting with other students and staff online, students should always be kind and respectful to each other and compliant with staff, remembering at all times that they are teachers and that teachers are not 'friends' with, or peers to, students.

Students should never attempt to contact staff via social media or make comments about staff on social media platforms. Any inappropriate comments to staff online, will be taken very seriously and could result in a referral to the Police.

This is also the case of for any online bullying towards other students or peer-on-peer abuse that is disclosed to the Academy during this time. Students should be aware of the following:

- Students' behaviour and comments should be exemplary and necessarily formal reflecting how they would behave in a lesson.
- Students should address teachers and refer to peers as they would do in a classroom setting.
- Students are prohibited from taking screenshots, recording lessons or engaging in private chats during online learning activities.